



Main

Range	Spacial
Product or component type	Escutcheon




Complementary

Accessory / separate part category	Locking accessory
Accessory / separate part type	Flat escutcheon lock
Device application	Multi-purpose
Mounting support	Direct mounting on door
Range compatibility	Spacial SM Spacial SF
Device composition	1 shape insert 1 flat lock Fixing elements key
Quantity per set	Set of 1
Material	Polyamide 6 with 30 % fibre glass
Lock type	Screw driver 2 mm groove

Packing Units

Unit Type of Package 1	PCE
Number of Units in Package 1	1
Package 1 Weight	160 G
Package 1 Height	4 Cm
Package 1 width	10 Cm
Package 1 Length	27 Cm

Offer Sustainability

Sustainable offer status	Green Premium product
RECh Regulation	 RECh Declaration
RECh free of SVHC	Yes
EU RoHS Directive	Pro-active compliance (Product out of EU RoHS legal scope)  EU RoHS Declaration
Mercury free	Yes
RoHS exemption information	 Yes

China RoHS Regulation	China RoHS Declaration
Environmental Disclosure	Product Environmental Profile

Contractual warranty

Warranty	18 months
----------	-----------

Product Life Status :	Commercialised
-----------------------	----------------