


**IB125120**
**INDUCTIVE SENSORS • NORM SWITCHING DISTANCE**

sensor inductive, M12x1 65long, Flush, Sn: 2, Two-wire NO, Connector M12, IP67, Brass Nickel-plated


**MECHANICAL FEATURES**

Active area material of sensor	PBTP
Alignment of cable entry	Axial
Ambient temperature	-25 °C ... 80 °C
Cable infeed	Axial
Degree of protection (IP)	IP67
Design	Cylinder, screw-thread
Housing coating	Nickel-plated
Housing material	Brass
Mechanical mounting condition for sensor	Flush
Number of cores	2
Pressure-proof	-
Sensor length	65 mm
Thread pitch	1 mm
Thread size, metric	12

**ELECTRICAL FEATURES**

Cascadable	-
Hysteresis	20 %
No-load current	5 mA
Norm measuring plate	12x12x1
Rated switching current	200 mA
Reverse polarity protection	+
Suitable for safety functions	-
Supply voltage	20 V ... 265 V
Switching distance	2 mm
Switching frequency	25 Hz
Type of electrical connection	Connector M12
Type of switching function	Normally open contact
Type of switching output	Two-wire
Voltage drop	8 V
Voltage type	AC/DC
With LED display	+
With monitoring function of downstream devices	-

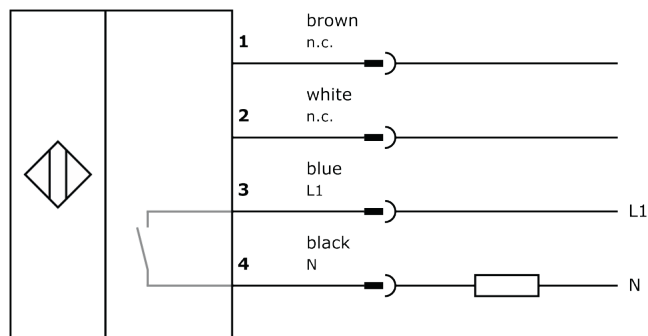
## Other

Packaging dimensions	0.0mm x 0.0mm x 0.0mm
Shipping weight	0.03kg
Tariff code	85365080

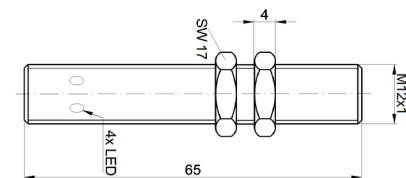
## Classification

ipf product group	203
eClass 8.0	27270101
eClass 9.0	27270101
eClass 9.1	27270101
ETIM-5.0	EC002714
ETIM-6.0	EC002714
ETIM-7.0	EC002714

## Connection



## Dimensional drawing



## Installation



Mounting / installation may only be carried out by a qualified electrician!

## Disposal



## Safety warnings

Before initial operation, please make sure to follow all safety instructions that may be provided in the product information. Never use these devices in applications where the safety of a person depends on their functionality. LED lighting systems can generate intensive UV radiation, which can damage your eyes in case of improper use. The manufacturer cannot be held responsible for damages that result from improper use or connection.

