


# Radio-frequency probe

## HFS-810 358 180 A 8042 Q M


Item HFS-810-0686



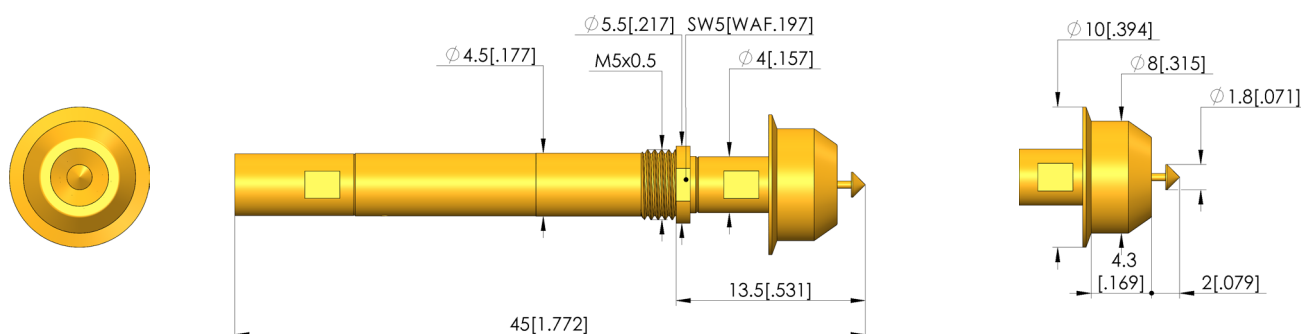
**ingun**<sup>®</sup>

Partner for Future Technology

- Long standard series
- Up to 2 GHz
- Cable interface MCX
- Screw-in version
- Receptacles: KS-810 M5-R, KS-810 M5-F



1:1



### General data

Product group:	HFS radio-frequency test probes
Series:	HFS-810
Sub-series:	HFS-810 M screw-in
Grid:	10.5 mm [413 mil]
DUT / contact:	N
Installation type:	Screw-in
DUT interface gender :	F signal conductor female / socket
Floating mount:	No
Non-rotating:	Yes
Continuous plunger:	Yes
Interface of compatible assembly:	MCX 50 Ohm
Compatible assembly interface gender :	M signal conductor male / pin
KS sub-series:	KS-810 M, screw-in version
Min. temperature:	- 40 °C [- 104 °F]
Max. temperature:	+ 80 °C [+ 176 °F]
RoHS-compliant:	RoHS-3;6c

### Outer conductor data

Outer conductor tip style:	42 centring for inner side of plug connector
Outer conductor tip style diameter:	10 mm [.393 in]
Spring force of entire outer conductor at working stroke:	6 N [21.5 ozf]
Outer conductor working stroke:	4 mm [.157 in]
Outer conductor maximum stroke:	5 mm [.196 in]
Exchangeable outer conductor:	KO-8101421000A-Q
Outer conductor max. current load capacity:	10 A

### Inner conductor data

Inner conductor tip style:	58 90° conical, self-cleaning, special length
Inner conductor tip style diameter:	1.8 mm [.070 in]
Inner conductor tip style material:	3 CuBe
Inner conductor tip style surface:	A gold
Number of inner conductors:	1
Exchangeable inner conductor:	GKS-051-0063
Inner conductor working stroke:	2 mm [.078 in]
Spring force of each inner conductor at working stroke:	2 N [7.19 ozf]
Inner conductor maximum stroke:	3.2 mm [.125 in]
Inner conductor max. current load capacity:	3 A

RADIO-FREQUENCY TEST PROBES

# Radio-frequency probe

## HFS-810 358 180 A 8042 Q M

Item HFS-810-0686



**ingun**<sup>®</sup>  
Partner for Future Technology

### Electrical data

Frequency range up to:  
Impedance:  
Dielectric strength:

2 GHz  
50 Ohm  
1.1 kV

### Mechanical data

Total spring force at working stroke:	8 N [28.7 ozf]
Total length:	45 mm [1.77 in]
Barrel diameter:	4.5 mm [.177 in]
Installation height without receptacle:	13.5 mm [.531 in]
Torque in receptacle:	10 - 20 cNm [.885 - 1.77 lbf·in]

### INGUN Prüfmittelbau GmbH

Max-Stromeyer-Straße 162  
78467, Constance, Germany  
Phone +49 7531 8105-0  
Customer hotline +49 7531 8105-888  
Fax +49 7531 8105-65  
info@ingun.com



Prices and delivery times on request.  
Technical changes reserved. 04/24\_GB

Learn more about  
Radio-frequency test probes



ingun.com

RADIO-FREQUENCY TEST PROBES