

Spring-loaded test probe

GKS-112 217 175 N 1502 MC

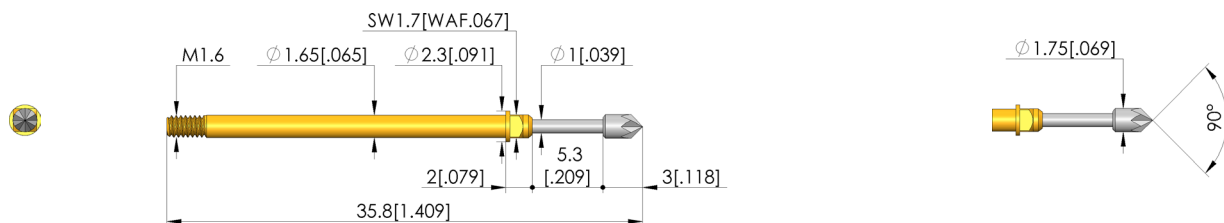

Item GKS-112-1202



ingun[®]

Partner for Future Technology

- Screw-in test probes for applications with possible vibrations or unwanted side and axial forces (migration of the test probe out of the receptacle is reliably prevented)
- The screw-in test probe is securely installed in the KS using a torque screwdriver and bit tool. The required screw-in torque is applied via a square post on the receptacle.
- Stainless steel versions for temperatures from -100 °C up to +200 °C available



General data

Product group:	Screw-in test probe
Sub-product group:	Screw-in test probe
Series:	GKS-112 M screw-in
Grid:	2.54 mm [100 mil]
Contacting from:	Pad, Via, Female connector
Magnetic:	Yes
Installation type:	Screw-in
Quick-exchange system:	Yes
Adjustable installation height:	No
Non-rotating:	No
Screw-in torque:	3 - 5 cNm [.265 - .442 lbf·in]
Compatible receptacle(s):	KS-112 M
Min. temperature:	- 100 °C [- 212 °F]
Max. temperature:	+ 200 °C [+ 392 °F]
RoHS-compliant:	RoHS-3;6a;6c

Electrical data

Current load capacity / rated current:	5 A
Typical resistance (Ri):	<100 mOhm

Mechanical data

Total length:	35.8 mm [1.40 in]
Barrel diameter:	1.65 mm [.064 in]
Maximum stroke:	5.3 mm [.208 in]
Spring pre-load:	0.45 N [1.61 ozf]
Collar height:	02
Spring force at working stroke:	1.5 N [5.39 ozf]
Recommended working stroke:	4 mm [.157 in]

Tip style data

Tip style:	17 hexagonal pyramid with cutting edges, self-cleaning
Tip diameter:	1.75 mm [.068 in]
Tip style surface:	N nickel
Tip style material:	2 steel

Spring-loaded test probe

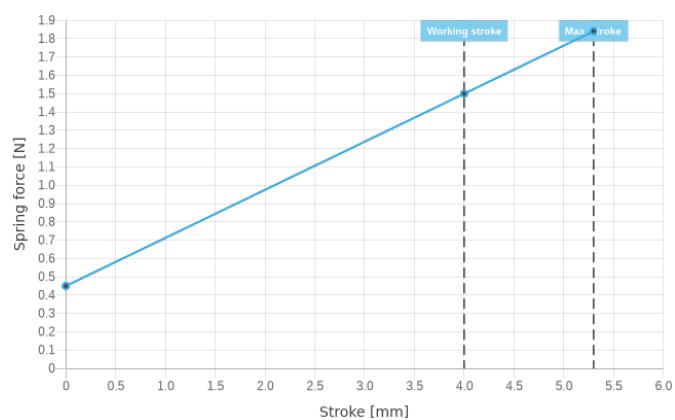
GKS-112 217 175 N 1502 MC

Item GKS-112-1202



ingun[®]

Partner for Future Technology



INGUN Prüfmittelbau GmbH

Max-Stromeyer-Straße 162
78467, Constance, Germany
Phone +49 7531 8105-0
Customer hotline +49 7531 8105-888
Fax +49 7531 8105-65
info@ingun.com



Prices and delivery times on request.

Learn more about
ICT/FCT Test probes



ICT/FCT TEST PROBES

ingun.com