

Spring-loaded test probe

GKS-050 214 050 A 2003 M

Item GKS-050-0262



GO TO PRODUCT

ingun[®]

Partner for Future Technology

- Screw-in test probes for applications with possible vibrations or unwanted side and axial forces (migration of the test probe out of the receptacle is reliably prevented)
- The screw-in test probe is securely installed in the KS using a torque screwdriver and bit tool. The required screw-in torque is applied via a square post on the receptacle.
- Stainless steel versions for temperatures from -100 °C up to +200 °C available

General data

Product group	Screw-in test probe
Sub-product group	Screw-in test probe
Series	GKS-050 M screw-in
Grid	1.27 mm [50 mil]
Contacting from	Pad, Pin, Post
Magnetic	Yes
Installation type	Screw-in
Quick-exchange system	Yes
Adjustable installation height	No
Non-rotating	No
Screw-in torque	0.5 - 1 cNm [.044 - .088 lbf·in]
Compatible receptacle(s)	KS-050 M
Min. temperature	- 40 °C [- 104 °F]
Max. temperature	+ 80 °C [+ 176 °F]
RoHS-compliant	RoHS-3;6a

Electrical data

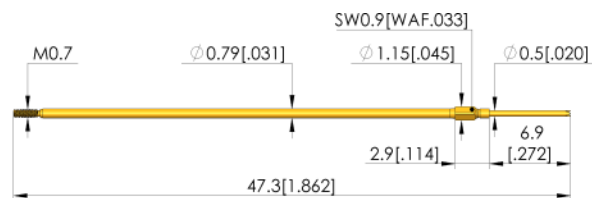

Current load capacity / rated current	3 A
Typical resistance (Ri)	<20 mOhm

Mechanical data

Total length	47.3 mm [1.86 in]
Barrel diameter	0.79 mm [.031 in]
Maximum stroke	6.35 mm [.25 in]
Spring pre-load	0.55 N [1.97 ozf]
Collar height	.03
Spring force at working stroke	2 N [7.19 ozf]
Recommended working stroke	4.3 mm [.169 in]

Tip style data

Tip style	14 4-point crown, self-cleaning
Tip diameter	0.5 mm [.019 in]
Tip style surface	A gold
Tip style material	2 steel

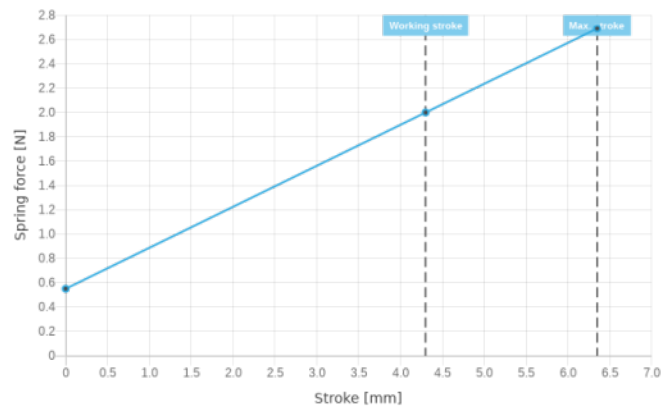


SCREW-IN TEST PROBE

Spring-loaded test probe
GKS-050 214 050 A 2003 M
Item GKS-050-0262



ingun[®]
Partner for Future Technology



INGUN Prüfmittelbau GmbH

Max-Stromeyer-Straße 162
78467, Constance, Germany
Phone +49 7531 8105-0
Customer hotline +49 7531 8105-888
Fax +49 7531 8105-65
info@ingun.com



Prices and delivery times on request.
Technical changes reserved. 08/23 EN

Learn more about
Screw-in test probe



SCREW-IN TEST PROBE

ingun.com