

Pushbutton Ø 19 mm silver contact

82-5572.2000



<https://eao.com/p/82-5572.2000>

Your product:



82-5572.2000

Pushbutton Ø 19 mm silver contact

FRONT

Front bezel material: Aluminium

Front bezel shape: flush

MOUNTING

Mounting cut-out: Ø 19 mm

OPERATING-/INDICATION PART

Lens material: Aluminium

Lens illumination: non illuminative

Lens shape: convex

Lens colour: Nature

Lens optics: opaque

ELECTRICAL CHARACTERISTICS

Electrical lifetime: 50 000 cycles of operation

Rated Operational Voltage U_e: 250 VAC

Electric strength: 1500 VAC, 50 Hz 1 minute between life terminals and ground

Pollution degree: 2, according to EN IEC 60947-1

Rated insulation voltage U_i: 250 V

Switching voltage and switching current:

according to IEC 60947-5-1 (Silver contacts)	
Service categorie AC-15	
Voltage	Current
24 VAC	1 A
35 VAC	1 A (M12 version)
110 VAC	1 A
220 VAC	0.5 A
Switch rating DC service categorie DC-13 (Silver contacts)	
Voltage	Current
24 VDC	0.7 A
35 VDC	0.5 A (M12 version)
110 VDC	0.2 A
220 VDC	0.1 A

according to UL 508 (Silver contacts)	
cosφ 0,75 ... 0,8	
Voltage	Current
120 VAC	5 A
240 VAC	3 A
24 VAC	1 A

Thermal current Ith:	5 A
Contacts:	1 C

MECHANICAL CHARATERISTIC

Switching action:	Maintained
Weight:	0.019 kg
Contact material:	Silver
Terminal:	Screw terminal
Operating Travel:	ca. 3 mm
Operating force:	4 N ... 7 N
Mechanical lifetime:	500 000 cycles of operation
Switching system:	Snap-action switching element
Tightening torque:	0.5 ... 0.6 Nm, Screw terminal 0.1 Nm

AMBIENT CONDITION

Shock resistance:	Max. 500 m / s ² as per IEC 60068-2-27
Vibration resistance:	10 ... 500 Hz, amplitude 1.5 mm p-p according to IEC 60068-2-6
Storage temperature:	– 40 °C ... + 80 °C
Climate resistance:	Damp heat, 21 days according to IEC 60512-11
Operating temperature:	– 30 °C ... + 70 °C

CERTIFICATE

Approbations:

CB, CCC, C UL, UL

Conformities:

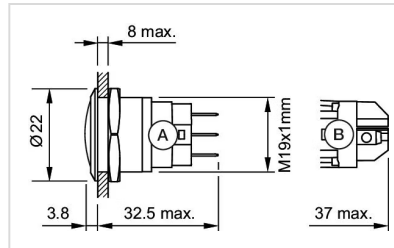
CE, 2011 / 65 / EC (RoHS), 2014 / 35 / EU (LVD)

OTHER

Short Description:

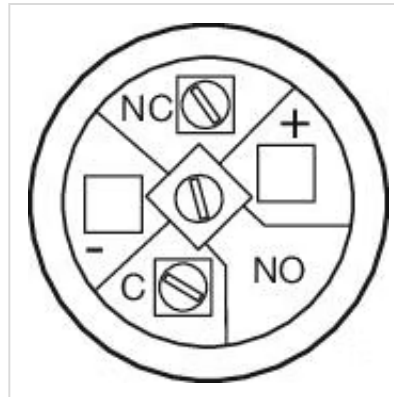
Pushbutton Ø 19 mm silver contact, Maintained, 1 C, Screw terminal, Aluminium, Nature

Dimension drawings:

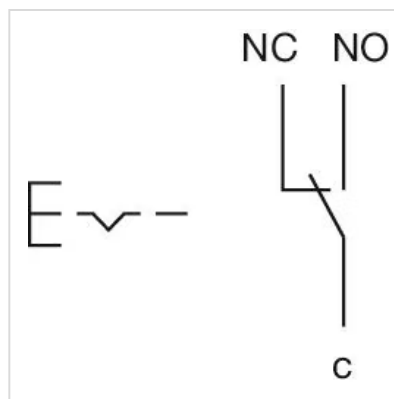


A = Solder terminal
B = Screw terminal

Component layouts:



Wiring diagrams:



Mounting cut-outs:

