

Pushbutton Ø 19 mm silver contact

82-5152.2000



<https://eao.com/p/82-5152.2000>

Your product:



82-5152.2000 Pushbutton Ø 19 mm silver contact

FRONT

Front bezel material:	Stainless steel
Front bezel shape:	flush

MOUNTING

Mounting cut-out:	Ø 19 mm
--------------------------	---------

OPERATING-/INDICATION PART

Lens colour:	Silver
Lens material:	Stainless steel
Lens optics:	opaque
Lens illumination:	non illuminative
Lens shape:	flush

ELECTRICAL CHARACTERISTICS

Thermal current I_{th}:	5 A
Contacts:	1 C
Rated insulation voltage U_i:	250 V
Rated Operational Voltage U_e:	250 VAC
Switching voltage and switching current:	

according to IEC 60947-5-1 (Silver contacts)	
Service categorie AC-15	
Voltage	Current
24 VAC	1 A
35 VAC	1 A (M12 version)
110 VAC	1 A
220 VAC	0.5 A
Switch rating DC service categorie DC-13 (Silver contacts)	
Voltage	Current
24 VDC	0.7 A
35 VDC	0.5 A (M12 version)
110 VDC	0.2 A
220 VDC	0.1 A

according to UL 508 (Silver contacts)	
cos ϕ 0,75 ... 0,8	
Voltage	Current
120 VAC	5 A
240 VAC	3 A
24 VAC	1 A

Electric strength:	1500 VAC, 50 Hz 1 minute between live terminals and ground
Pollution degree:	2, according to EN IEC 60947-1
Electrical lifetime:	50 000 cycles of operation

MECHANICAL CHARACTERISTIC

Operating Travel:	ca. 3 mm
Switching system:	Snap-action switching element
Operating force:	4 N ... 7 N
Weight:	0.018 kg
Contact material:	Silver
Tightening torque:	0.5 ... 0.6 Nm, Screw terminal 0.1 Nm
Switching action:	Maintained
Mechanical lifetime:	500 000 cycles of operation
Terminal:	Screw terminal

AMBIENT CONDITION

Vibration resistance:	10 ... 500 Hz, amplitude 1.5 mm p-p according to IEC 60068-2-6
Shock resistance:	Max. 500 m / s ² as per IEC 60068-2-27
Storage temperature:	- 40 °C ... + 80 °C
Operating temperature:	- 30 °C ... + 70 °C
Climate resistance:	Damp heat, 21 days according to IEC 60512-11

CERTIFICATE

Approbations:

CB, CCC, C UL, UL

Conformities:

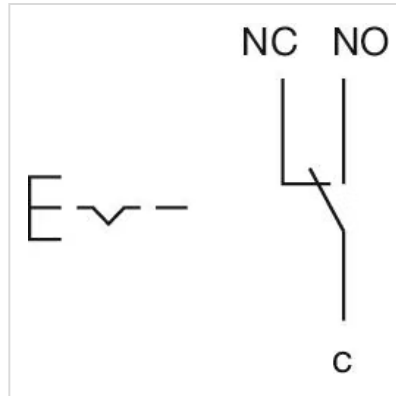
CE, 2011 / 65 / EC (RoHS), 2014 / 35 / EU (LVD)

OTHER

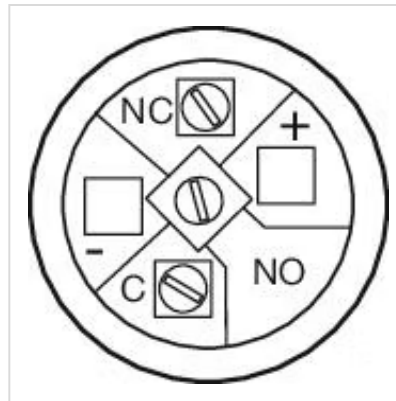
Short Description:

Pushbutton Ø 19 mm silver contact, Maintained, 1 C, Screw terminal, Stainless steel, Silver

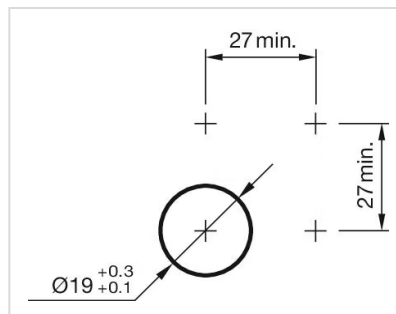
Wiring diagrams:



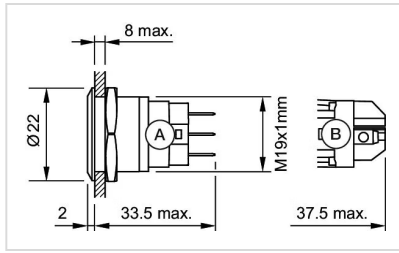
Component layouts:



Mounting cut-outs:



Dimension drawings:



A = Solder terminal
B = Screw terminal