THIS DRAWING IS UNPUBLISHED. RELEASED FOR PUBLICATION 2011
© COPYRIGHT 2011 ALL RIGHTS RESERVED.

LOC	DIST
F	00

REVISIONS

P	LTR	DESCRIPTION	DATE	DWN	APVD
	B	ADDED NUMBER ASSY LINE ON THE PART	21NOV2011	FJ	XR

REF TE / TE NO.	INDICE DE REVISION PRODUIT / PRODUCT REVISION NUMBER (9)	COULEUR / COLOR	TOLERANCE POUR DETROMPAGE: ±0.05 / KEYING TOLERANCE
1801174-1	B	NOIR / BLACK	ECHELLE 2:1 — 100 — 4.05
1801174-2	B	BLEU / BLUE	ECHELLE 2:1 — 110 — 2.7
1801174-3	B	GRIS / GREY	ECHELLE 2:1 — 120 — 1.35
1801174-4	B	JAUNE / YELLOW	ECHELLE 2:1 — 130 — 0
1801174-5	B	VERT / GREEN	ECHELLE 2:1 — 140 — 1.35
1801174-6	B	MARRON / BROWN	ECHELLE 2:1 — 150 — 2.7
1801174-7	B	BLANC / WHITE	ECHELLE 2:1 — 160 — 1.35

NOTES/NOTES:

1- 1801174-1 REPRESENTE (COD. NOIR) / *AS SHOWN (COD. BLACK)*
2 REPERE ALVEOLES / *CAVITY MARKING*
3 LOGO TE / *TE LOGO*
4 DATE D'ASSEMBLAGE / *ASSEMBLY DATE*
5 CODE DU LIEU D'ASSEMBLAGE / *ASSEMBLY LOCATION DATE*
E = EUROPE / *EUROPE*
C = CHINE / *CHINA*
M = MERCOSUR / *MERCOSUR*
6 NUMERO DE LA MACHINE D'ASSEMBLAGE / *NUMBER ASSEMBLY LINE*
7 REF TE DE L'ASSEMBLAGE (RACINE) / *TE ASSEMBLY NO (RACINE)*
8 REF TE DE L'ASSEMBLAGE (SUFFIXE) / *TE ASSEMBLY NO (SUFFIX)*
9 INDICE DE REVISION PRODUIT / *PRODUCT REVISION NUMBER*
10-PIECES A UTILISER AVEC VOIR TABLEAU "COMPOSANTS ASSOCIES" / *MATED WITH : SEE TABLE "ASSOCIATED PARTS"*
SUIVI SELON PLAN DE SURVEILLANCE / *ACCORDING CONTROL PLAN*

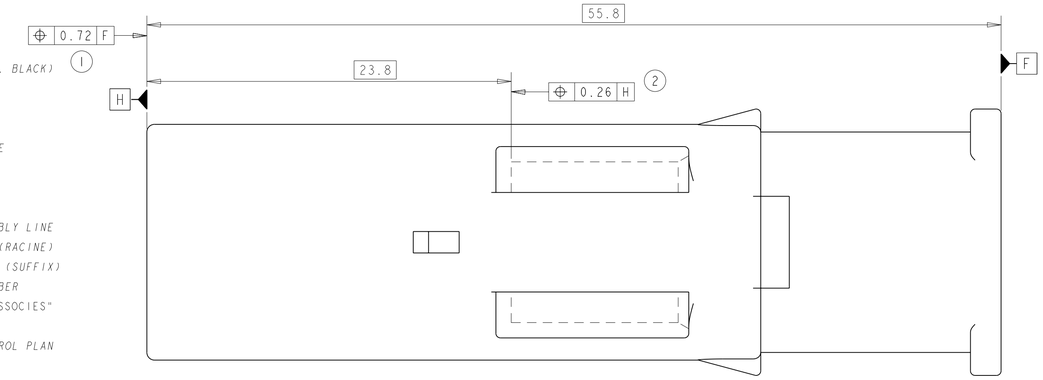

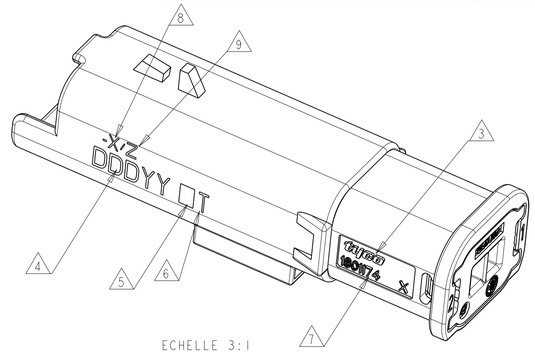

ECHELLE 3:1

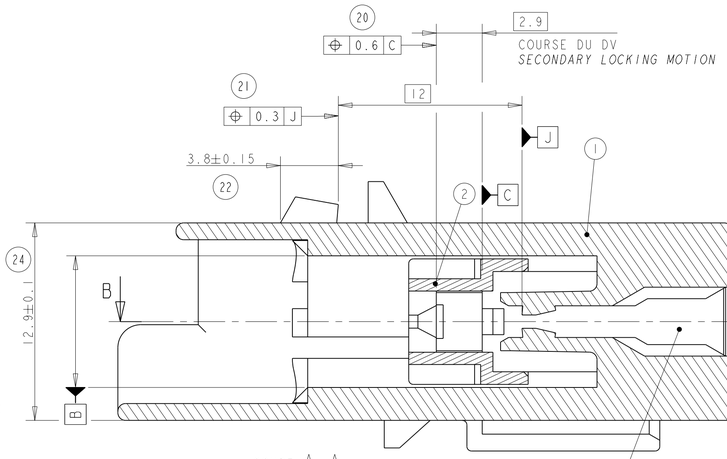

COUPE A-A

ALVEOLE POUR LANGUETTE DE 1.5MM COMPATIBLE AVEC LANGUETTE SICMA 2 ET SICMA 3 (SECTION MAXI ADMISSIBLE 2mm²)
CAVITY FOR 1.5 TAB THAT ARE COMPATIBLE WITH TAB SICMA 2 AND SICMA 3 (MAX. POSSIBLE SECTION : 2mm²)

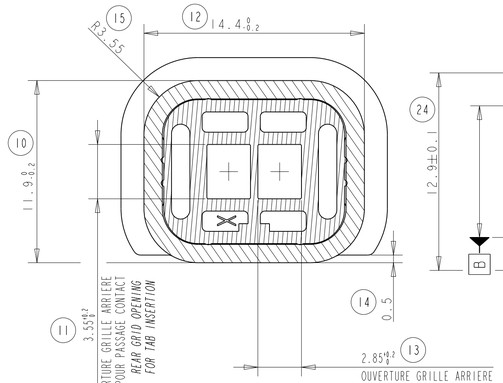

COUPE D-D

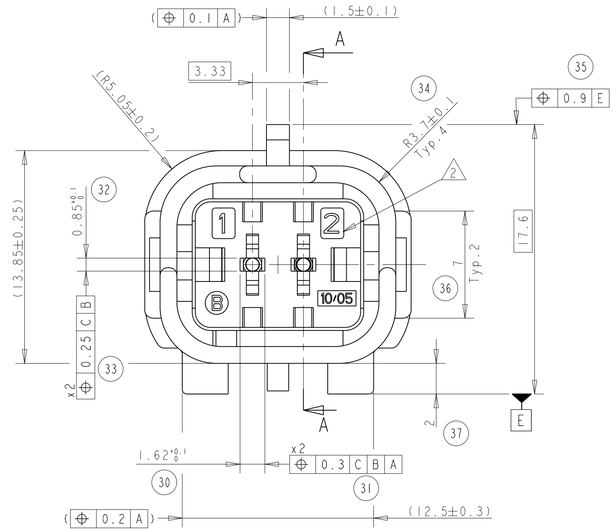

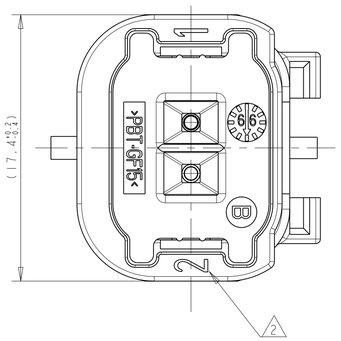

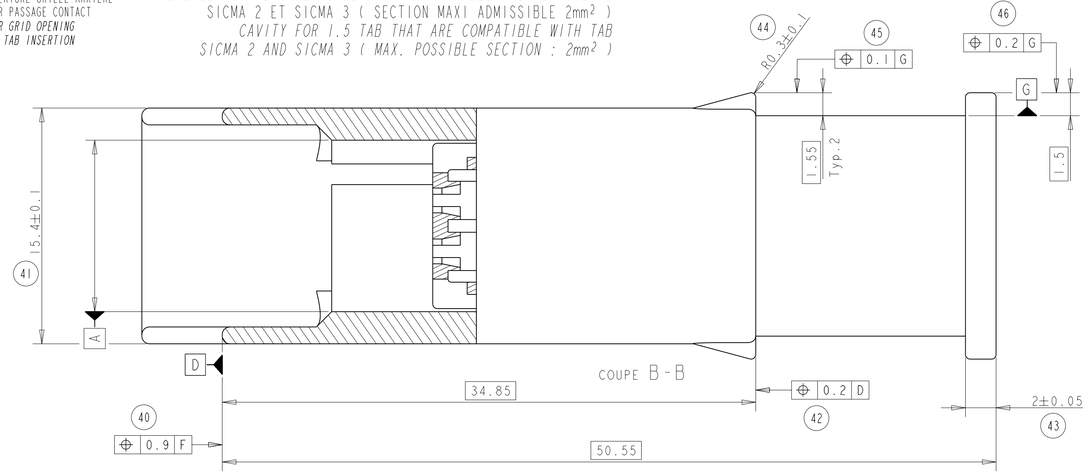

COUPE B-B

SECTION CABLE ADMISSIBLE PAR CONTACT
ACCEPTABLE CABLE SECTIONS PER CONTACT

La section des câbles utilisés doit être comprise entre 0,5 et 2mm²
(Øfil mini= 1,40mm; Øfil Maxi= 2,80mm)
The cross-section of the cables used must be between 0,5 and 2mm²
(Øwire min= 1,40mm; Øwire Max= 2,80mm)

DESCRIPTION / TITLE		TE NO / REF TE
CAPOT FIXE 2 VOIES - SORTIE GAUCHE/DROITE / *FIXED COVER 2 WAYS - LEFT/RIGHT EXIT*	POUR GAINE ANNELEE DE 6mm / *FOR CORRUGATED TUBE OF 6mm*	1801466-1
	POUR GAINE ANNELEE DE 4.5mm / *FOR CORRUGATED TUBE OF 4.5mm*	1-1801466-1
CAPOT FIXE 2 VOIES - SORTIE HAUT/BAS / *FIXED COVER 2 WAYS - UP/DOWN EXIT*	POUR GAINE ANNELEE DE 6mm / *FOR CORRUGATED TUBE OF 6mm*	1801466-2
	POUR GAINE ANNELEE DE 4.5mm / *FOR CORRUGATED TUBE OF 4.5mm*	1-1801466-2
CAPOT FIXE 2 VOIES - SORTIE AXIALE / *FIXED COVER 2 WAYS - EXIT IN LINE*	POUR GAINE ANNELEE DE 6mm / *FOR CORRUGATED TUBE OF 6mm*	1801155-5
	POUR GAINE ANNELEE DE 4.5mm / *FOR CORRUGATED TUBE OF 4.5mm*	1-1801155-5
CAPOT ROTATIF 90 DEG. 2 VOIES / *ROTATIVE COVER 90 DEG. 2 WAYS*	POUR GAINE ANNELEE DE 6mm / *FOR CORRUGATED TUBE OF 6mm*	1801356-1
	POUR GAINE ANNELEE DE 4.5mm / *FOR CORRUGATED TUBE OF 4.5mm*	1-1801356-1
PORTE-CLIP 2 VOIES SPRING LOCK / 2 WAYS RECEPTACLE CONNECTOR SPRING LOCK		1801176-X
PORTE-CLIP 2 VOIES HP / *2 WAYS RECEPTACLE CONNECTOR HP*		X-1801175-X

COMPOSANTS ASSOCIES
ASSOCIATED PARTS

COULEUR / COLOR	MATIERE / MATERIAL	DESCRIPTION / TITLE	REP. / ITEM
VERT / *GREEN*	SILICONE LUBRIFIE A 5% ; DURETE 30 SHORE A / *LUBRIFICATED SILICON TO 5% ; HARNESS 30 SH. A*	JOINT GROMMET / *GROMMET SEAL*	4
NOIR / *BLACK*	PBT-GF15 (MATIERE: HB) / *(HB MATERIAL)*	GRILLE ARRIERE / *REAR GRID*	3
JAUNE / *YELLOW*	PBT-GF15 (MATIERE: HB) / *(HB MATERIAL)*	DOUBLE VERROUILLAGE / *SECONDARY LOCKING*	2
VOIR TABLEAU DES REF. / *SEE TABLE OF PART NO*	PBT-GF15 (MATIERE: HB) / *(HB MATERIAL)*	PORTE-LANGUETTES CODAGE (VOIR TABLEAU DES REFS) / *TAB HOUSING CODING (SEE TABLE OF PART NO)*	1

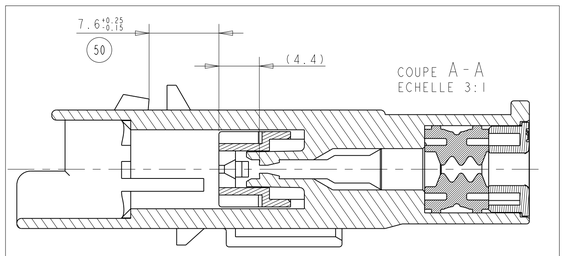

COUPE A-A
ECHELLE 3:1

PORTE-LANGUETTES AVEC DV ACTIONNE
TAB CONNECTOR WITH SECONDARY LOCKING ACTIVATED

THIS DRAWING IS A CONTROLLED DOCUMENT.

DIMENSIONS: mm

TOLERANCES UNLESS OTHERWISE SPECIFIED:
0 PLC ±-
1 PLC ±-
2 PLC ±0.2
3 PLC ±-
4 PLC ±-
ANGLES ±2°

MATERIAL: SEE TABLE / VOIR TABLEAU
FINISH: SEE TABLE / VOIR TABLEAU

DWN 02JUN2009 F. JODON
CHK 04JUN2009 X. ROUILLARD
APVD 04JUN2009 X. ROUILLARD
PRODUCT SPEC 108-15378
APPLICATION SPEC MEO-1801174-PSA
WEIGHT 7,4g

TE Connectivity

NAME: 2 WAYS TAB CONNECTOR HP / PORTE-LANGUETTES 2 Voies HP

SIZE A1 | CAGE CODE 00779 | DRAWING NO G-1801174 | RESTRICTED TO -

CUSTOMER DRAWING | SCALE 5:1 | SHEET 1 OF 1 | REV B

4805 (3/11)

Pro/ENGINEER DRAWING