



Relays, Contactors & Switches > Switches > Rocker Switches



Switch Type: **Rocker/Paddle Actuator**

Mounting Type: **Panel**

Indicator/Imprint Legend: **I O II**

Panel Cutout Size: **19.4 x 22.2 mm, 19.6 x 22.2 mm, 20.2 x 22.2 mm [ .763 x .874 in, .771 x .874 in, .795 x .874 in ]**

Switch Contact Plating Material: **Silver Tin Oxide**

Features

Product Type Features

Product Type	Switch
Switch Type	Rocker/Paddle Actuator
Lamp	Without
LED	Without
Actuator Type	Top
Actuator Style	Rocker

Configuration Features

Indicator/Imprint Color	White
Indicator/Imprint Legend	I O II
Panel Cutout Size	19.4 x 22.2 mm, 19.6 x 22.2 mm, 20.2 x 22.2 mm[.763 x .874 in][.771 x .874 in][.795 x .874 in]
Configuration (Pole-Throw)	Double Pole - Double Throw
Operating Function	On Off On

Electrical Characteristics

Voltage Rating	125 VAC, 250 VAC
----------------	------------------

Body Features

Beveled Frame Color	Black
Body Color	Black
Actuator Color	Black



Contact Features

Terminal Tab Width	4.75 mm[.187 in]
Switch Contact Plating Material	Silver Tin Oxide
Contact Current Rating	6 A, 10 A

Termination Features

Termination Type	Quick Connect
------------------	---------------

Mechanical Attachment

Mounting Angle	Vertical
Mounting Type	Panel

Housing Features

Process Sealed	No
----------------	----

Industry Standards

VDE Tested	Yes
------------	-----

Other

Comment	Dust Resistant., Non-Illuminated
---------	----------------------------------

Product Compliance

For compliance documentation, visit the product page on TE.com>

EU RoHS Directive 2011/65/EU	Compliant
EU ELV Directive 2000/53/EC	Compliant
China RoHS 2 Directive MIIT Order No 32, 2016	No Restricted Materials Above Threshold
EU REACH Regulation (EC) No. 1907/2006	Current ECHA Candidate List: JUL 2019 (201) Candidate List Declared Against: DEC 2014 (161) Does not contain REACH SVHC
EU REACH Regulation (EC) No. 1907/2006	Current ECHA Candidate List: JUL 2019 (201) Candidate List Declared Against: DEC 2014 (161)
Halogen Content	Not Yet Reviewed for halogen content
Solder Process Capability	Not applicable for solder process capability





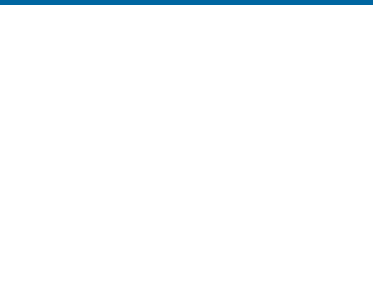
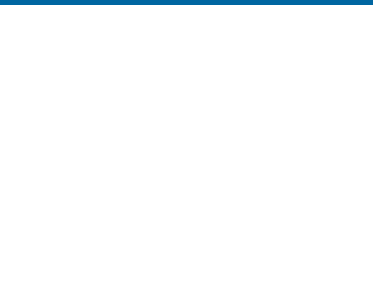
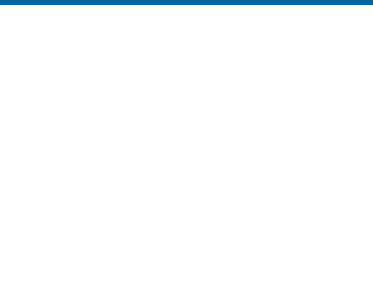
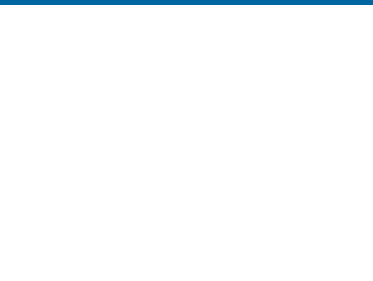
Product Compliance Disclaimer

This information is provided based on reasonable inquiry of our suppliers and represents our current actual knowledge based on the information they provided. This information is subject to change. The part numbers that TE has identified as



EU RoHS compliant have a maximum concentration of 0.1% by weight in homogenous materials for lead, hexavalent chromium, mercury, PBB, PBDE, DBP, BBP, DEHP, DIBP, and 0.01% for cadmium, or qualify for an exemption to these limits as defined in the Annexes of Directive 2011/65/EU (RoHS2). Finished electrical and electronic equipment products will be CE marked as required by Directive 2011/65/EU. Components may not be CE marked. Additionally, the part numbers that TE has identified as EU ELV compliant have a maximum concentration of 0.1% by weight in homogenous materials for lead, hexavalent chromium, and mercury, and 0.01% for cadmium, or qualify for an exemption to these limits as defined in the Annexes of Directive 2000/53/EC (ELV). Regarding the REACH Regulations, TE's information on SVHC in articles for this part number is still based on the European Chemical Agency (ECHA) 'Guidance on requirements for substances in articles'(Version: 2, April 2011), applying the 0.1% weight on weight concentration threshold at the finished product level. TE is aware of the European Court of Justice ruling of September 10th, 2015 also known as O5A (Once An Article Always An Article) stating that, in case of 'complex object', the threshold for a SVHC must be applied to both the product as a whole and simultaneously to each of the articles forming part of its composition. TE has evaluated this ruling based on the new ECHA "Guidance on requirements for substances in articles" (June 2017, version 4.0) and will be updating its statements accordingly.

Compatible Parts

 TE Model / Part # 1-1634200-8 PREDD3-07F-BB0GW	 TE Model / Part # 1634200-2 PREDA1-07F-BB0BW	 TE Model / Part # 1634200-3 PREDA1-07F-BB0CW	 TE Model / Part # 1634200-9 PREDB1-07F-BG000
 TE Model / Part # 1-1634200-2 PREDD1-07F-BB0DW	 TE Model / Part # 1-1634200-3 PREDD1-07F-BB0EW	 TE Model / Part # 2-1634200-5 PREDD5-07F-BB0FW	 TE Model / Part # 2-1634200-6 PREDD5-07F-BB0GW

Customers Also Bought

 TE Model / Part #E31096-000 LSTT-R-KIT-1	 TE Model / Part #1337771-4 50 OHM COAX BNC STR PLUG STR P	 TE Model / Part #34132 SPLICE,PG PARA 22-16	 TE Model / Part #1-1634200-8 PREDD3-07F-BB0GW
--	--	---	---





TE Model / Part #1634200-3

PREDA1-07F-BB0CW



TE Model / Part #1634202-5

PRGSB1-16F-BR000



TE Model / Part #6-1623931-2

CFR25 5% 680R



TE Model / Part #1-1623932-1

CFR50 5% 10R



TE Model / Part #4-1623933-2

CFR50 5% 560R



TE Model / Part #1625873-3

RS 0603 RESISTOR KIT

Documents

Product Drawings

PREDD3-07F-BB0FW

English

CAD Files

Customer View Model

ENG\_CVM\_CVM\_1-1634200-7\_E.2d\_dxf.zip

English

3D PDF

3D

Customer View Model

ENG\_CVM\_CVM\_1-1634200-7\_E.3d\_igs.zip

English

Customer View Model

ENG\_CVM\_CVM\_1-1634200-7\_E.3d\_stp.zip

English

By downloading the CAD file I accept and agree to the [Terms and Conditions](#) of use.

Datasheets & Catalog Pages

SWITCHES\_CORE\_PROGRAM\_CATALOG

English

1654742\_HOUSEHOLD\_APPLIANCES\_RAST5

English